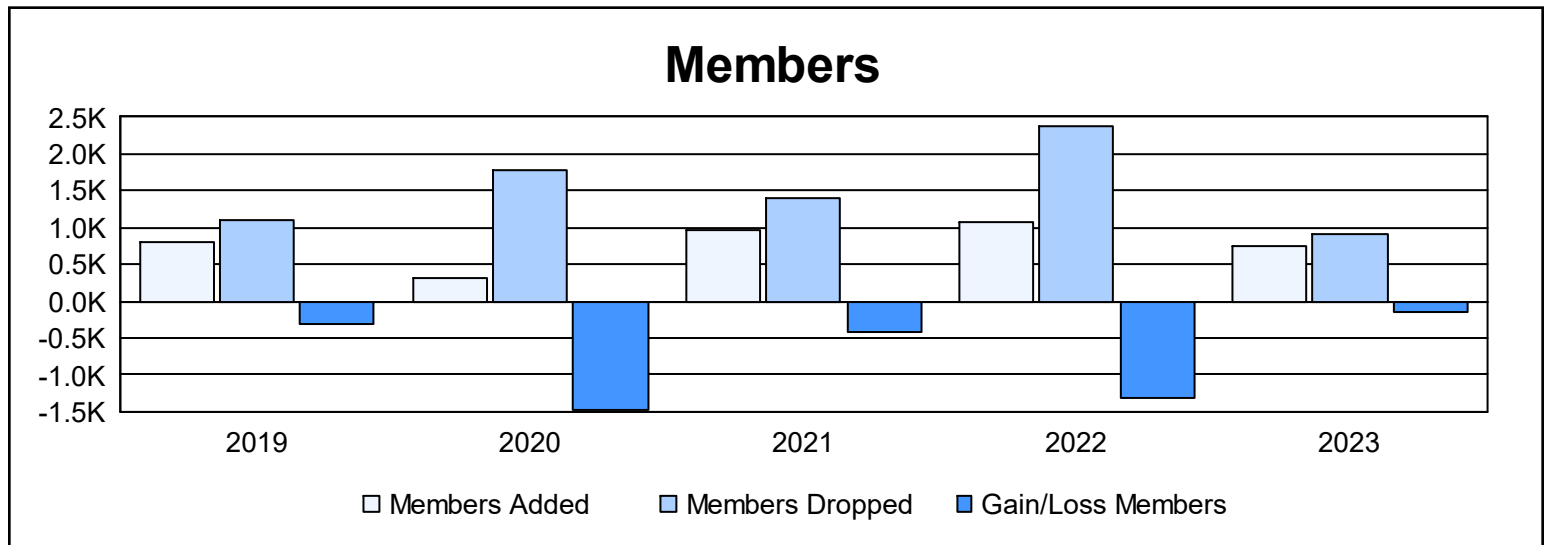
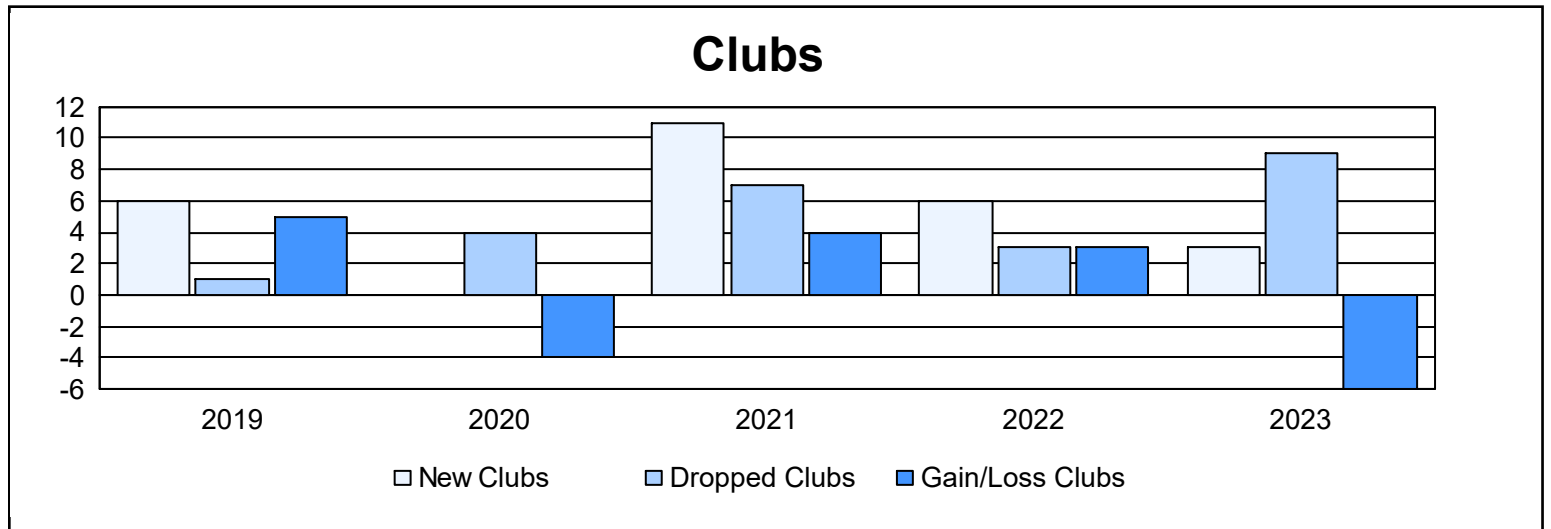
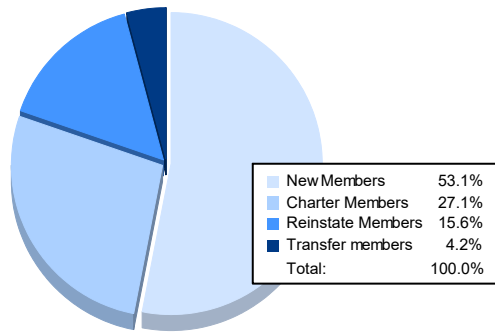


| Year | New Clubs | Dropped Clubs | Gain/ Loss Clubs | New Members | Charter Members | Reinstate Members | Transfer Members | Total Member Added | Total Members Dropped | Gain/ Loss Members |
|----------------|-----------|---------------|------------------|-------------|-----------------|-------------------|------------------|--------------------|-----------------------|--------------------|
| 2018-2019 | 6 | 1 | 5 | 466 | 248 | 55 | 45 | 814 | 1,114 | -300 |
| 2019-2020 | 0 | 4 | -4 | 219 | 24 | 51 | 11 | 305 | 1,781 | -1,476 |
| 2020-2021 | 11 | 7 | 4 | 496 | 355 | 90 | 25 | 966 | 1,397 | -431 |
| 2021-2022 | 6 | 3 | 3 | 589 | 311 | 57 | 107 | 1,064 | 2,375 | -1,311 |
| 2022-2023 | 3 | 9 | -6 | 394 | 201 | 116 | 31 | 742 | 901 | -159 |
| Average | 5 | 5 | 0 | 433 | 228 | 74 | 44 | 778 | 1,514 | -735 |



Membership Composition June 2023 Cumulative



Gender Composition June 2023 Cumulative

